

SPEC. INFO.	H55ZBME-5F-HD ST SPEC.	3161258-S501-ST-B14
		Mar 18.'13

1. Model H55ZBME-5F-HD (with D/A)
Built-In Motorized 2.5x Extender

2. Application For 1/2 Format CCTV Camera

3. Specification

3-1. Physical (As per the attached drawing)

- (1) Dimensions 155(W) mm × 138(H) mm × 355 (D) mm
- (2) Weight 5630 g
- (3) Mount C-Mount, Position Adjustable
- (4) Filter Screw Size ϕ 105 mm, P=1 mm
- (5) Screw for Tripod 1/4-20 UNC (4 positions)

3-2. Optical

※Values in () are with the built-in 2.5X extender in use.

- (1) Focal Length 12 mm to 660 mm (30.5mm ~ 1680mm)
- (2) Max. Aperture Ratio 1 : 4.0 (f=12 mm) to 18.2 (f=1680 mm)
- (3) Iris Range F/4.0 to F/360 (continuous)
- (4) Illumination Ratio 1 : 8,100
- (5) Angle of View

	WIDE	TELE
Diagonal	39.9° (15.1°)	0.7° (0.3°)
Horizontal	31.1° (12.1°)	0.6° (0.2°)
Vertical	22.9° (9.0°)	0.4° (0.2°)

- (6) Picture format 6.4 mm × 4.8 mm
- (7) Focusing Range Inf. to 7 m
- (8) Back Focal Length 80.933 mm (46.908mm)
- (9) Flange Back Length 17.526 mm ±0.05 mm

3-3. Electrical

(1) Iris

① Auto Iris

- 1. Supply Voltage & Current DC 8 V to DC15 V 50 mA or less
- 2. Input Signal V or VS
- 3. Iris Accuracy ±20 % at V signal level
- 4. Sensitivity Adjustment 0.5V(p-p) to 1.0V(p-p) at V signal level
continuously adjustable
- 5. Input Impedance High Impedance
- 6. Response Speed 1.5 sec. (approx.)
- 7. Metering Average to Peak continuously adjustable
(adjusted at Average when delivered)
- 8. Close Down Iris closes down when the power is cut off and protects
Image Sensor from strong light.
- 9. Connector Standard 4-pin Connector (Technical Electron P/N : E4-191J)

② Manual

- 1. Control Voltage & Current DC 12V 5mA or less
- 2. Close Down Iris closes down when the power is cut off and protects
Image Sensor from strong light.
- 3. Connector 15-Pin connector
(TECHNICAL ELECTRON P/N : E15-403N-110)

(2) Zoom, Focus and Built-In Extender (Motorized)

① Supply Voltage & Current

DC12V

Zoom	100mA or less/motor (at 25°C)
Focus	50mA or less/motor (at 25°C)
Extender	30mA or less/motor (at 25°C)

Adjustable Voltage Range DC 6 V to 12 V

② Control Method

Polarity Switching Type

③ Operational Speed

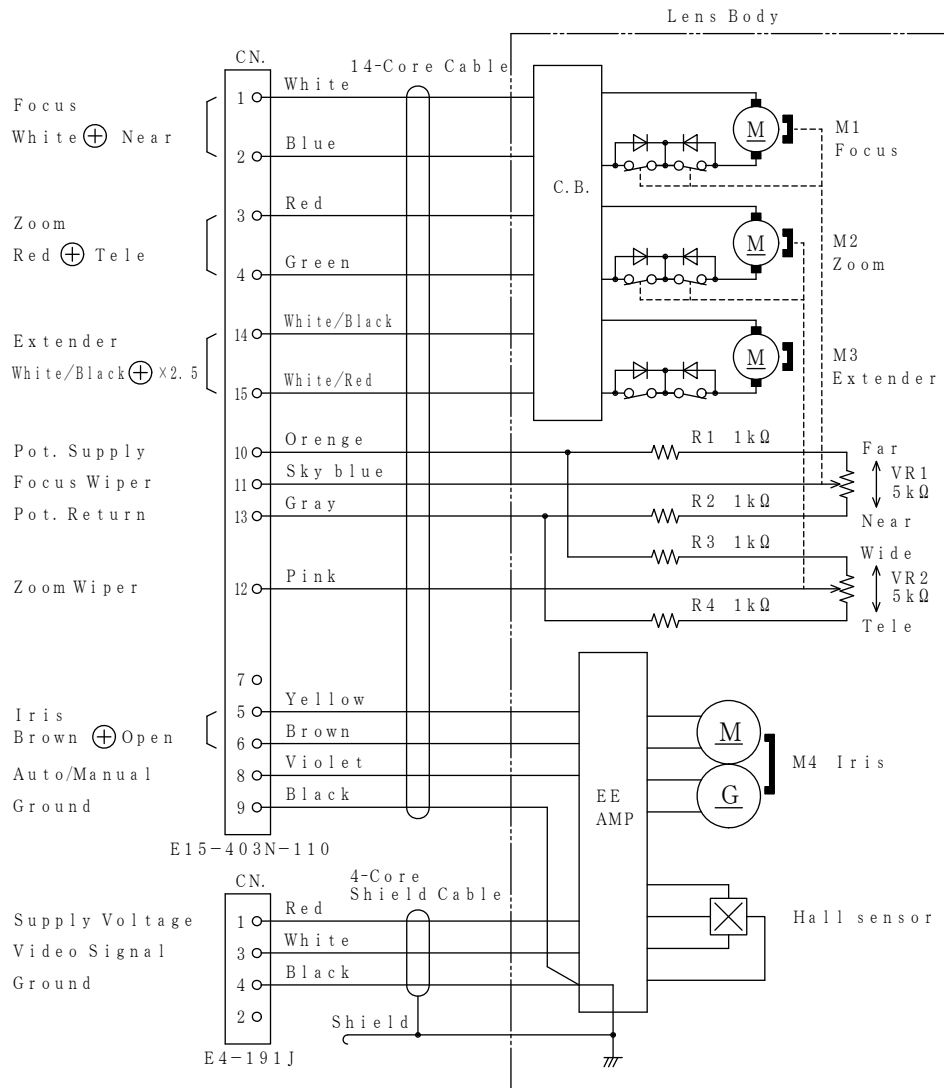
Zoom	approx. 4.5 sec.
Focus	approx. 5.0 sec.
Extender	approx. 2.0 sec.

④ Connector

15-pin Connector

(TECHNICAL ELECTRON P/N : E15-403N-110)

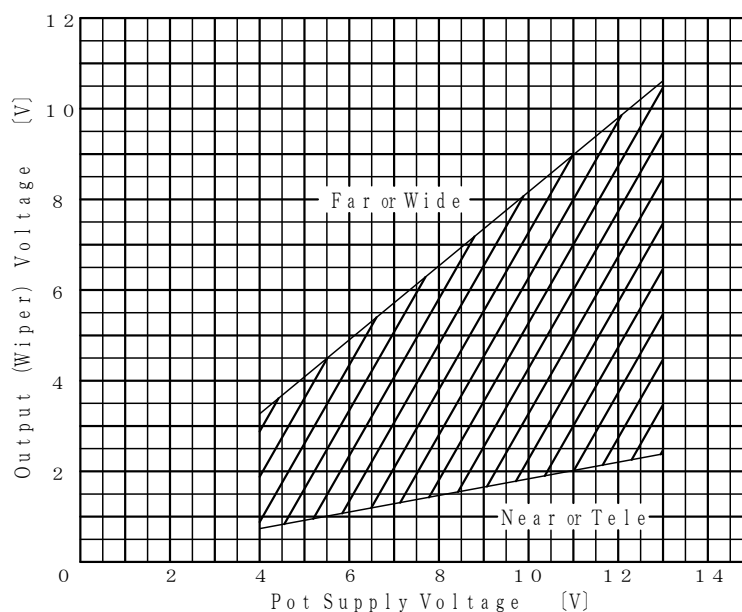
(3) Connection Diagram



※ C.B.: Connection Board

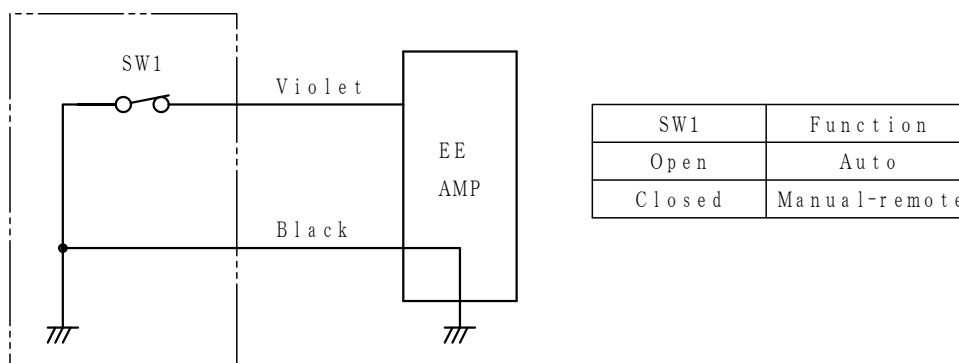
R1,R2,R3,R4	1KΩ ± 1% 0.1W
VR1,VR2	5KΩ ±15% 0.2W

(4) Pot Supply Output Range Characteristics



(5) "Manual-Remote" Control

"Manual-Remote" Control can be done by the connection shown in the figure.



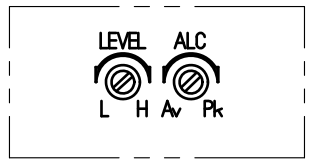
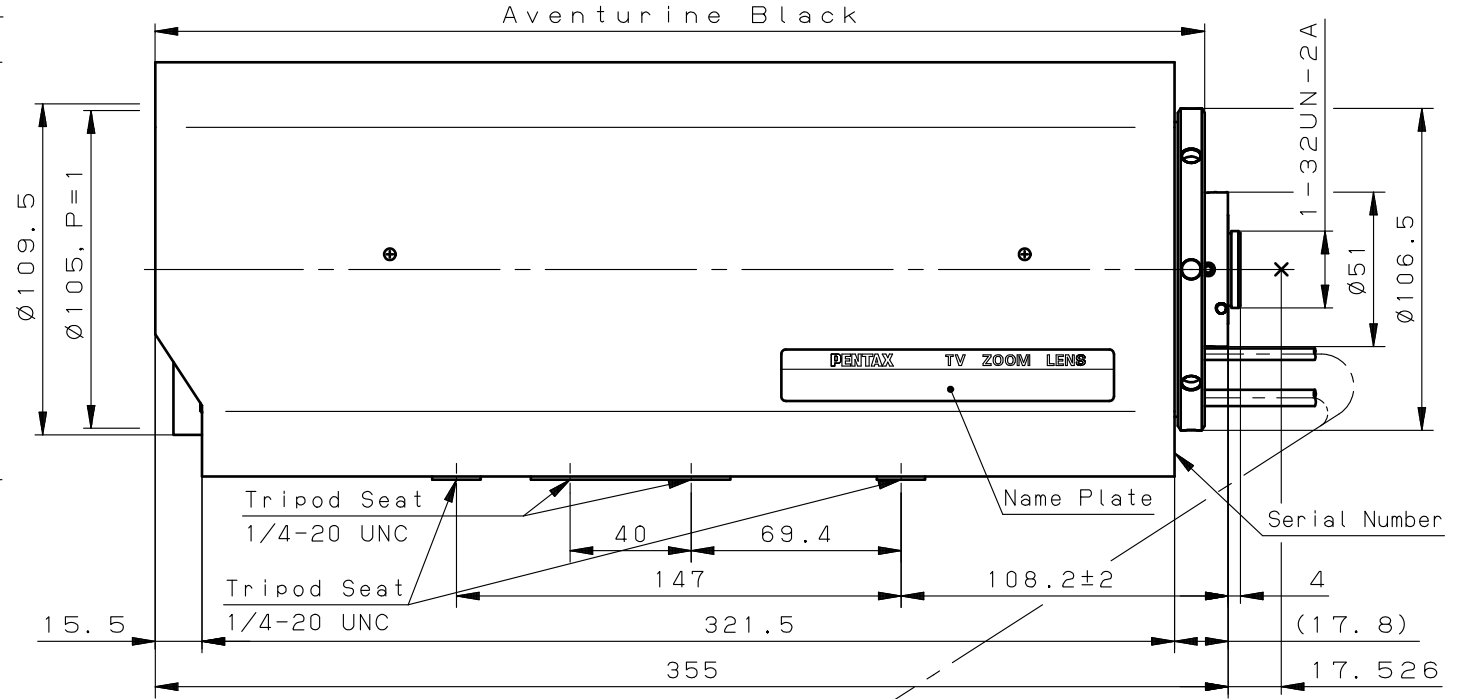
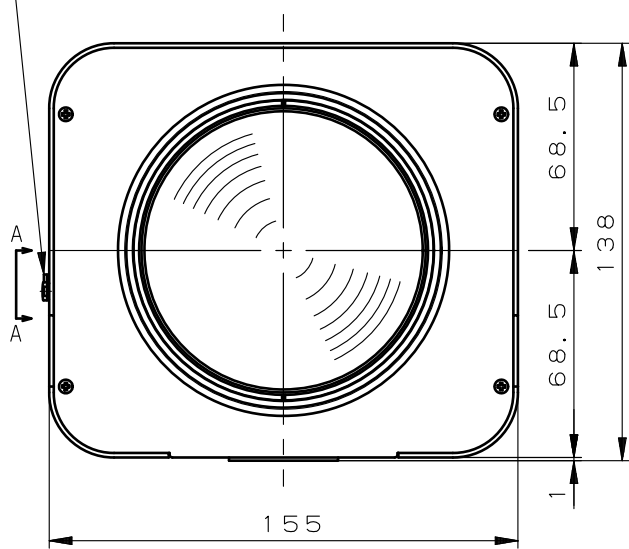
* In the "Manual-Remote" Control range the iris closes once when the power is on.

3-4. Environmental Temperature Range $-10\text{ }^{\circ}\text{C}$ to $+50\text{ }^{\circ}\text{C}$

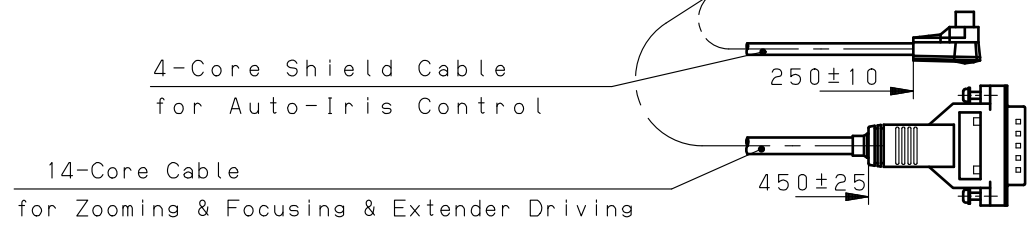
4. Accessories

- | | |
|------------------------|---|
| (1) Front Lens Cap | 1 piece |
| (2) Rear Lens Cap | 1 piece |
| (3) Connector | 15-pin Connector 1 piece
(TECHNICAL ELECTRON P/N : D15-403N-110) |
| (4) Instruction Manual | 1 set |
| (5) Packing Box | 1 piece |

LEVEL & ALC Adjusting Window Cap



A-A (When Cap is off)



SPEC. INFO	3161258-S501-ST-B44
	Mar. 18. 2013
RICOH	