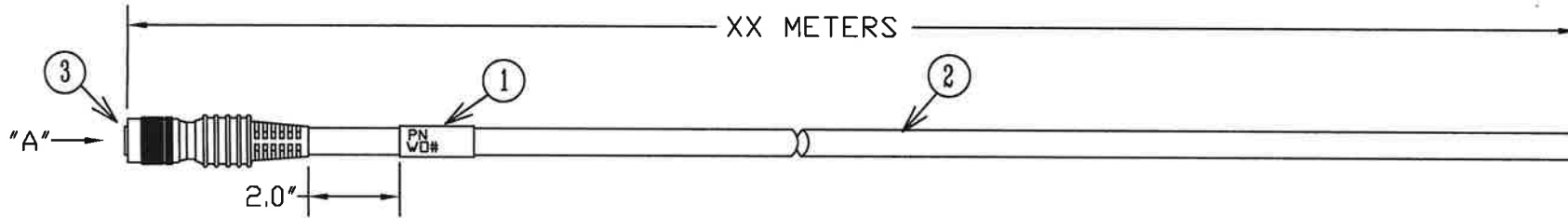


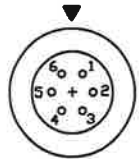
Print Revision

REV LETTER	Description	Date	Approval
A	INITIAL RELEASE	6/3/14	
B	ROHS COMPLIANCE	1/3/18	

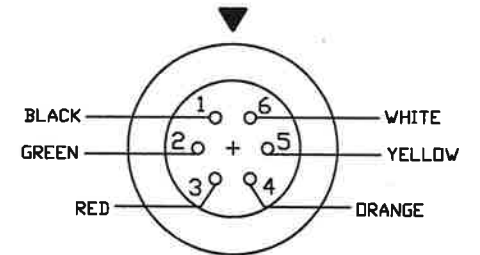
P/N WD # Item 1  
Color: White  
Size: Font: 10  
Style: Times New Roman



NOTE: ADD COLOR CODE TO BAG



VIEW "A"



SOLDER VIEW "A"

Characteristics

Cable Diameter: 0.183  
Braiding: 85% Braid  
Minimum Bend Radius: 2.745 Inches  
Jacket Color: Black  
RoHS Compliant: Yes  
Classification: Class2

PART NUMBERS	LENGTH 'L'
HRS6-AV-6-1M	[1.0] -- 3.28 Ft
HRS6-AV-6-3M	[3.0] -- 9.84 Ft
HRS6-AV-6-5M	[5.0] -- 16.40 Ft

Unless Otherwise Specified Dimensions are in Inches, Dimensions in ( ) are in Meters for customer reference only.

**CABLE LENGTHS**

<1ft	+1in/-0in
>1ft-5ft	+2in/-0in
>5ft-10ft	+4in/-0in
>10ft	+6in/-0in

<0.3m	+25mm/-0mm
>0.3m-1.5m	+50mm/-0mm
>1.5m-3m	+100mm/-0mm
>3m	+150mm/-0mm

Do Not Scale Drawing.

Proprietary Note: Intercon 1 Inc Proprietary Data. The data and information disclosed herein is furnished upon the following understanding and agreement: by acceptance of this document you agree that all right to the Drawing, Specifications, Processes, and other data contained therein, as well as the proprietary and novel features of the subject matter are reserved by Intercon 1 and disclosed in confidence. They are not to be disclosed to others unless and until expressly authorized by Intercon 1.

Approvals

R+D
MFG

**Intercon 1** **Nortech Systems**  
7746 Goedderz Road Suite#110 Baxter, MN 56425 (218) 828-3157

CUSTOMER	DESCRIPTION

PART NUMBER	REVISION
HRS6-AV-6-XM	B

DRAWN BY	SHEET
JE	10F1

6/3/14