
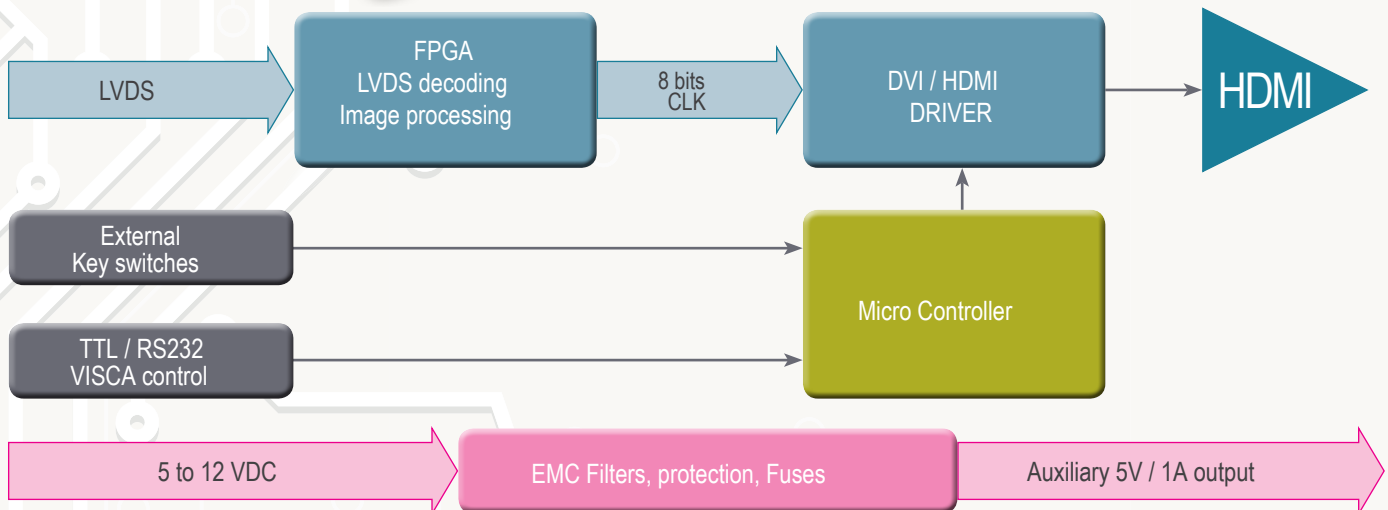


HDMI interface for SONY FCB EH / EV / SE600



- HDMI Digital and Analog HD video output up to 1080p60
- Automatic SONY camera recognition
- Video format selection with micro switches
- 6 x keyswitch channels for zoom & memory control
- TTL or RS232 SONY VISCA dialog level
- 6 to 12 VDC protected power supply for interface and camera



SONY FCB EV & EH HDMI Interface connection and configuration



	EV 7500 / EV 7300 EV 7310 / EV 7100	EV 5500 EV 5300	EH 6300 EH 6500	EH 3150 EH 3300 / EH 3400	SE 600
1080p50, 1080p59.97, 1080p60	✓				
1080p25, 1080p29.94, 1080p30	✓		✓		✓
1080i50, 1080i60	✓		✓		✓
720p50, 720p60	✓	✓	✓	✓	✓
720p25, 720p30	✓	✓	✓	✓	✓
HD Analog Y,PbPr	✓	✓	✓	✓	

Functions	Specifications
Digital video output	HDMI 1.3
Analog video output	Y, Pb , Pr 75 ohms, 1V .-(not with SE 600)
Video output standard configuration	Micro switches
Camera control	RS232 , RX , TX , VISCA
Digital Video Connector	HDMI
Auxiliary power output	5V ,1A
Power	6 to 12 VDC, 6 W (including camera) 5V for SE 600
Environmental	0°C to 60°C
Storage	-20°C to 60°C
Regulation	EMC FCC part 15, PCB : UL 94 V0
Dimensions (mm)	48 (H)x 45 (L)x 17 (P)

J5	HD video and COM signal
1	Y
2	GND
3	Pb
4	GND
5	Pr
6	GND
7	TX RS232
8	RX RS232
9	GND
10	VBS out

1	2	3	4	FCB-EV SERIES	FCB-EH SERIES
OFF	OFF	OFF	OFF	External	External
ON	ON	ON	ON	-	1080p60
OFF	ON	ON	ON	-	1080p30
OFF	OFF	ON	ON	-	720p560
OFF	OFF	ON	ON	1080p59.94	-
ON	ON	OFF	ON	1080p50	-
ON	OFF	OFF	OFF	1080p29.97	1080p30
OFF	ON	OFF	OFF	1080p25	1080p25
ON	ON	OFF	OFF	1080i59.94	1080i60
OFF	OFF	ON	OFF	1080i50	1080i50
ON	OFF	ON	OFF	720p59.94	720p60
OFF	ON	ON	OFF	720p50	720p50*
ON	ON	ON	OFF	-	720p30*
OFF	OFF	ON	ON	-	720p25*

TTL / RS232 Dialog level	
R24 + R26 soldered	RS232 level
R25 + R27 soldered	TTL level



J4	Power
1	6 to 12 VDC
2	GND

J7	Aux Power Output
1	5 volts, 1A max
2	GND

LED	Status
1 flash	Firmware loading
2	Decoder initialization OK
3	FPGA loading OK
4	Camera Dialog OK
5	Video format config OK
6	FPGA video processing OK
7	Video format modification by switches.

J6	Key switches
1	GND
2	Zoom TELE
3	Zoom WIDE
4	Freeze ON / OFF
5	Factory Preset SET / RECALL
6	Function 1
7	Function 2 (bar chart & reticle)

HDMI Conversion module for SONY FCB HD range

Camera reference	FCB EV , EH & SE series
Product code	
Content	Interface electronic board
Mechanical interface	Right angle black anodised aluminium plate +screws
Analog camera link	24 pins FCC 150 mm long
Digital camera link	USL20-30SS-005-C Cable assembly
Power input wires	2 ways harness, 200mm long for power connector (J4)
Analog HD output wires	10 ways & 7 ways harnesses, 200mm long for HD video / com signal connector (J5 &J6)



InterTest, Inc.
 303 Route 94 • Columbia, NJ 07832
 908-496-8008 • sales@intertest.com • www.intertest.com